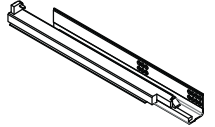
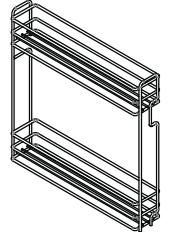








NO	PARÇA RESMI/ PART DRAWING	AD./ PCS.
1		2
2		1
3		4
4		4
5	 	2
6	M5x12 YHB	4
7	M5 SOMUN/NUT	4
8	M5x7 YSB	4
9	4x16 SV	12
10	4x25 SV	4
11	6x10 YHB	4
12	6x10 PRB	4
13		4
14		4