


SVEN[®]

Portable Speaker System
with Bluetooth and FM-radio

USER MANUAL



PS-670 PS-680

www.sven.fi

Congratulations on your purchase of the SVEN speaker system!**COPYRIGHT**

© 2021. SVEN PTE. LTD. Version 1.0 (09.07.2021).

This Manual and information contained in it are copyrighted. All rights reserved.

TRADEMARKS

All trademarks are the property of their legal holders.

NOTICE OF RESPONSIBILITY RESTRICTION

Despite the exerted efforts to make this Manual more exact, some discrepancies may occur. The information in this Manual is given on «as is» terms. The author and the publisher do not bear any liability to a person or an organization for loss or damage which has arisen from the information contained in this Manual.

BUYER RECOMMENDATIONS

- Unpack the device carefully. Make sure there are no accessories left in the box. Check up the device for damage; if the product was damaged during transportation, address the firm which carried out the delivery; if the product functions incorrectly, address the dealer at once.
- Check up the package contents and availability of the warranty card. Make sure the warranty card has a shop stamp, a legible signature or the seller's stamp and purchase date, and the goods number corresponds to that in the warranty card. Remember: in case of warranty card loss or discrepancy of numbers you forfeit the right for warranty repairs.
- Before installing and using the speaker system, read this Manual carefully and keep it for future reference.
- Shipping and transportation equipment is permitted only in the original container.
- Does not require special conditions for realization.
- Dispose of in accordance with regulations for the disposal of household and computer equipment.

APPLICATION

SVEN PS-670, PS-680 portable speaker systems with Bluetooth and FM-radio are designed for operation with PC, notebooks and other mobile devices by means of data transfer via Bluetooth protocol. It can be also used in internet telephony, during video conferences, in multimedia applications, in interactive games, for speech recognition and foreign language teaching. Microphone input with echo function, FM-tuner and the player with USB-flash and micro SD-cards are included.

PACKAGE CONTENTS

- Speaker system — 1 pc
- 3.5 mm mini-jack to 3.5 mm mini-jack signal cable — 1 pc
- USB to Type-C power cable — 1 pc
- Remote control (RC) – 1 pc
- RC batteries (AAA type) – 2 pcs
- User Manual — 1 pc
- Warranty card — 1 pc

Technical support is on www.sven.fi.

SPECIAL FEATURES

- Bluetooth wireless signal transmission
- Effective multi-colored lighting
- Wireless connection of two speakers to one source
- Wired/wireless audio signal transmission
- Built-in audio files player from USB-flash and microSD card storage devices
- Built-in equalizer
- Microphone input with echo function
- Built-in FM tuner
- LED display
- Remote control

Speaker system description (Fig. 1.)

- ① MIC: 6.3 mm jack microphone jack
- ② AUX: 3.5 mm mini-jack for audio signal connecting (phone, MP3 player, etc.)
- ③ TF CARD: micro SD card slot
- ④ Display
- ⑤ USB: USB-flash card slot
- ⑥ ON/OFF: POWER button
- ⑦ DC 5V: micro USB jack for charger connecting, the USB port of laptop/PC
- ⑧ Indicator
- ⑨ 0-9: track number selection (in Player mode);
Station number/frequency selection (in Radio mode)
- ⑩ MODE: switching modes button: Bluetooth/Radio/Player/LINE IN (short press);
ON/OFF the service signals (long press)
- ⑪ LIGHT: switching backlight modes (short press);
Turn off the backlight (long press)
- ⑫ DEL/TWS: FM station deletion (long press in Radio mode);
Connecting an additional speaker (Bluetooth mode only)
- ⑬ EQ: EQ mode switch button (short press); Reset (long press)
- ⑭ FM+/▶: next track (short pressing in Player and Bluetooth mode);
Navigation on the track (long pressing in Player mode);
Next track/station (in Radio mode)
- ⑮ AUTO SCAN/⏸: Play/Pause button (in Player and Bluetooth mode);
Start/Stop auto scan (long pressing in Radio mode);
Mute (short pressing in Radio mode)
- ⑯ FM-/◀: next track (short pressing in Player and Bluetooth mode);
Navigation on the track (long pressing in Player mode);
Next track/station (in Radio mode)
- ⑰ CH/↔: button for switching between stations or frequency (in Radio mode);
Save radio frequency (long pressing in Player mode (FR));
Disconnecting from the sound source (long pressing in Bluetooth mode);
Repeat mode selection button (in the Player mode):
ONE – repeats the current track;
RAND – play tracks in the random order;
ALL – plays all tracks in the sequential order
- ⑱ MIC VOL +/-: microphone volume control knob
- ⑲ ECHO +/-: microphone echo adjustment knob
- ⑳ VOLUME +/-: volume control knob

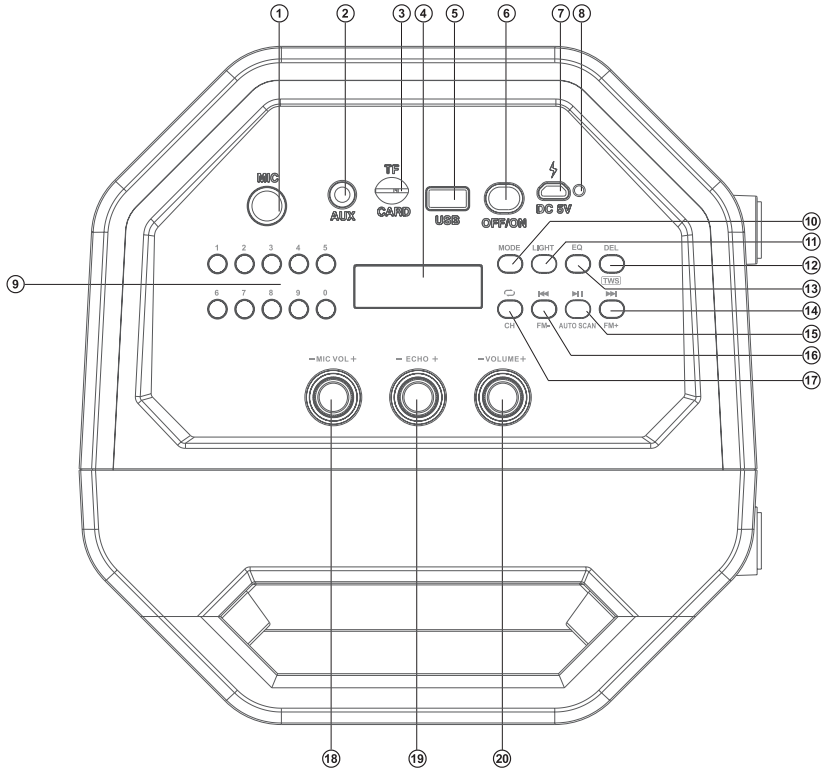


Fig. 1.

Remote control

- ① MODE: switching modes button: Bluetooth/Radio/Player/LINE IN (short pressing); ON/OFF the service signals (long pressing)
- ② LIGHT (MUTE): switching backlight modes (short pressing); Mute (long pressing)
- ③ REP: disconnect from the device (long pressing Bluetooth mode); repeat mode selection button (in Player mode) Save frequency in Radio (FR) mode)
- ④ EQ: EQ mode switch button
- ⑤ VOL-/+: volume up/down
- ⑥ ⏮, CH-: previous track (in Player and Bluetooth mode); Rewind track in Player mode (long pressing); Previous station (in Radio mode)

- ⑦ ►, CH+: next track (in Player and Bluetooth mode);
Rewind track in Player mode (long pressing);
Next station (in Radio mode)
- ⑧ ||, AUTO SCAN: Play/Pause button (in Player and Bluetooth mode);
Start/Stop auto scan (long pressing in Radio mode);
Mute (short pressing in Radio and LINE IN mode)
- ⑨ FM-/+: frequency changea (in Radio mode)
- ⑩ 0-9: numeric pad for entering track number (in Player mode) or number track/station in Radio mode

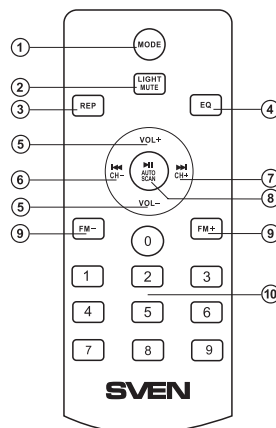


Fig. 2.

CONNECTION AND OPERATION

Attention! The built-in battery must be charged completely prior to the application.

Speaker system battery charging

- Connect speaker system to a USB port of PC or USB charger using USB type C to USB cable (included). During battery charging the indicator ⑥ is red. Indicator ⑧ goes out when the battery is charged.
- The battery is used in the speaker system as an integral part of the device, therefore do not try to extract or replace it, because this can result in the warranty cancellation or the device damage.

OPERATION MODES

Bluetooth mode

- Wireless data transfer via the Bluetooth protocol enables to connect speaker system to compatible devices. Maximum radius of action of data transfer is 10 m. Such obstacles as walls or other electronic devices can interfere with the signal transfer.
- Turn on the speaker system Bluetooth mode – press button MODE ⑩ several times until display shows «bt» inscription.
- It is necessary to select the search mode of devices with Bluetooth on a signal source (telephone, notebook, smartphone, etc.). «SVEN PS-670/680» message will be displayed on the screen which is to be connected to*.
- When connection is successful, there will be a short beep and the indication of the search mode on speaker system is over**.

* You might have to enter «0000» code to connect some models of devices via Bluetooth.

** If the item has been already registered in the device list of a source, then the second search mode activation is not obligatory. Choose the item name «SVEN PS-670/680» and the «connect» command on the source.

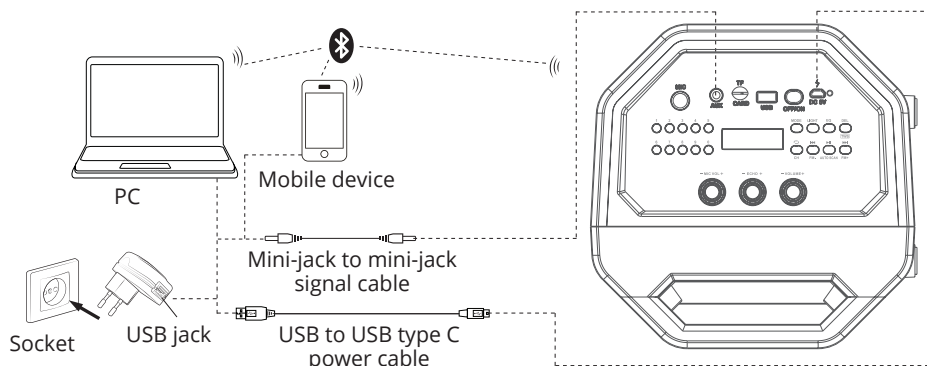


Fig. 3. Connection diagram

Radio mode

- Turn on the speaker system – press button MODE ⑩ several times until the display shows the station frequency. Long-term pressing button ⑮ activates auto search mode. After scanning completion, the first scanned radio station will start to operate automatically. With buttons ⑯ and ⑭ select a desired radio station.

Player mode

Attention! The file system of a micro SD carrier is FAT32. Maximum volume is 32 GB. It is not recommended to use the micro SD Ultra Speed.

- The system will enter the Player mode automatically when a carrier (USB flash or SD card) is connected to corresponding ports. Use button ⑮ to switch between Play / Pause modes. You can control tracks by using buttons ⑯ (previous track) and ⑭ (next track).

The use in the wired mode



- Speaker system can be used as an external device for amplifying any audio source with a 3.5 mm output mini-jack. Connect a cable mini USB, plug 3.5 mini-jack to the audio input AUX ②. Turn the speakers to the LINE mode – press the MODE button ⑩ several times until «LINE» appears on the display.

Reset


- To reset the timbres and memorized radio stations: long press EQ ⑬ on display will appear «----».

Connecting an additional speaker

For models PS-670/680 you can connect an additional speaker (Bluetooth mode only):

- Turn both speakers into Bluetooth mode;
- Connect the signal source to one of the speakers via Bluetooth (the second column should be in search mode);
- On the second (not connected) speaker, press and hold button TWS . On display  the inscription starts flashing TWS;
- If two speakers are successfully connected between themselves, the inscription TWS will glow constantly.

TECHNICAL SPECIFICATIONS

Parameter, measurement unit	Value PS-670/PS-680
Frequency response, Hz	45–22 000
Output power (RMS), W	65 (2 × 32.5)
Speaker diameter, mm	Ø 70 + Ø 140
Battery capacity, mA*h	4 400 (2 pcs)
Power supply, V	USB/  5V
Weight, g	4 150/4 350
Dimensions, mm	470 × 240 × 240

Notes:

- *Technical specifications given in this table are supplemental information and cannot give occasion to claims.*
- *Technical specifications and package contents are subject to change without notice due to the improvement of SVEN production.*

Technical support is on www.sven.fi.

Portable Speaker System
with Bluetooth and FM-radio

SVEN®

Models: PS-670, PS-680

Importer: Tiralana OY, Office 102, Kotolahdentie 15, 48310 Kotka, Finland.

Импортер в России: ООО «Регард», 105082, г. Москва, ул. Фридриха Энгельса, д.75, стр. 5. Уполномоченная организация в России: ООО «РТ-Ф», 105082, г. Москва, ул. Фридриха Энгельса, д. 56, стр. 1. Условия гарантийного обслуживания смотрите в гарантийном талоне или на сайте www.sven.fi. Гарантийный срок: 12 мес. Срок службы: 2 года.

Производитель: «СВЕН ПТЕ. Лимитед», 176 Джу Чиат Роуд, № 02-02, Сингапур, 427447. Произведено под контролем «Свен Скандинавия Лимитед», 48310, Финляндия, Котка, Котolahdentie, 15. Сделано в Китае.

Manufacturer: SVEN PTE. LTD, 176 Joo Chiat Road, № 02-02, Singapore, 427447.

Produced under the control of Oy Sven Scandinavia Ltd. 15, Kotolahdentie, Kotka, Finland, 48310. Made in China.

® Registered Trademark
of Oy SVEN
Scandinavia Ltd. Finland.



PS-670
PS-680