

UGREEN

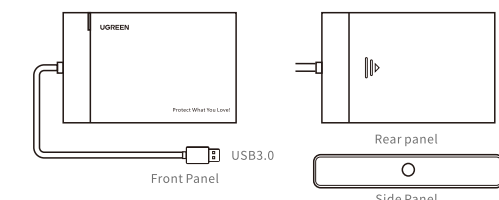
USB 3.0 TO 2.5-INCH SATA EXTERNAL HARD DRIVE ENCLOSURE MANUAL

Model:US221 | P/N:30847

English

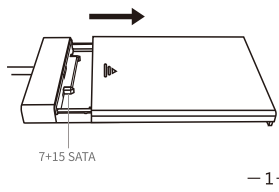
Thank you for purchasing the UGREEN products. For optimum operation, please read this manual carefully before use.

PRODUCT DETAILS

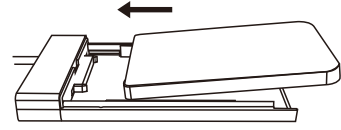


HOW IT WORKS

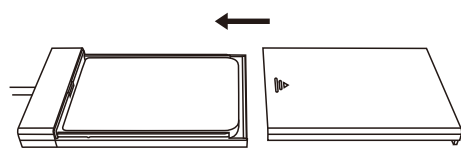
1. Remove the rear panel cover.



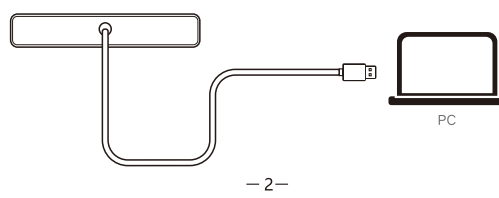
2. Align the interface and slide your hard drive into the Enclosure slot



3. Cover the rear panel.



4. Connect the hard drive enclosure to your computer.



IMPORTANT

Always use the Safely Remove Hardware feature before disconnecting the USB cable.

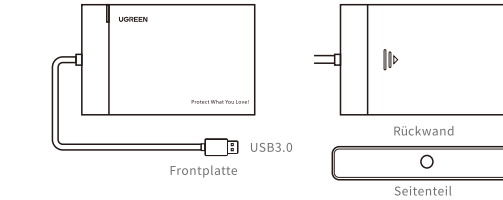
PACKAGE CONTENTS

- 1x USB 3.0 to 2.5-Inch SATA External Hard Drive Enclosure
1x User Manual

Deutsch

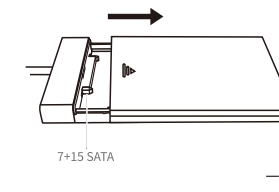
Vielen Dank für den Kauf der UGREEN Produkte. Für eine optimale Bedienung lesen Sie bitte diese Bedienungsanleitung sorgfältig durch.

PRODUKTDETAILS

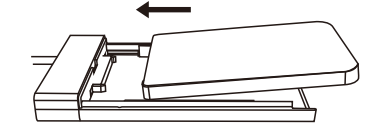


WIE ES FUNKTIONIERT

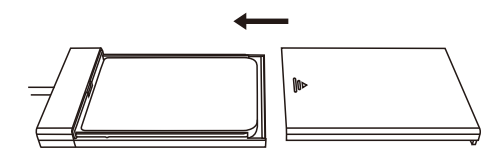
1. Entfernen Sie die Rückwandabdeckung.



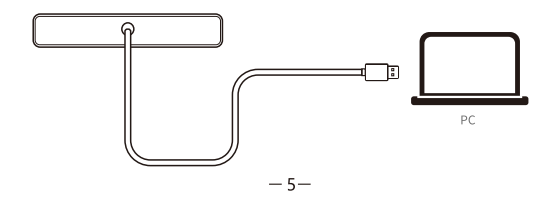
2. Richten Sie die Schnittstelle aus und schieben Sie Ihre Festplatte in den Steckplatz.



3. Decken Sie die Rückwand ab.



4. Verbinden Sie das Festplattengehäuse mit Ihrem Computer.



WICHTIG

Vor dem Trennen des USB Kabels verwenden Sie bitte immer die Option "Hardware sicher entfernen".

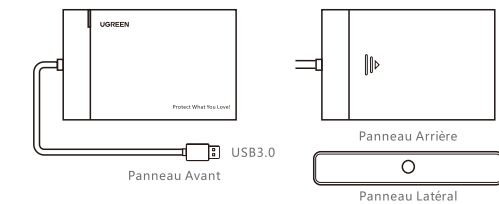
PACKUNGSINHALT

- 1x USB 3.0 bis 2,5-Zoll SATA externes Festplattengehäuse
1x Benutzerhandbuch

Français

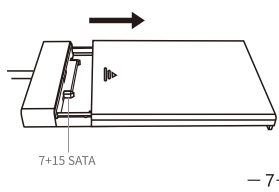
Merci d'avoir acheté le produit d'UGREEN. Afin de garantir le fonctionnement optimal, veuillez lire attentivement ce manuel avant l'utilisation.

DÉTAILS DU PRODUIT

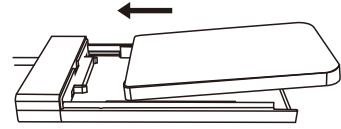


FONCTIONNEMENT

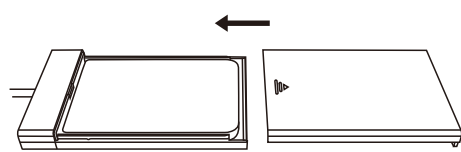
1. Retirez le couvercle du panneau arrière.



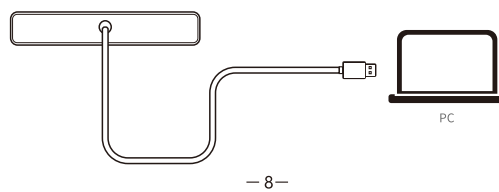
2. Alineez l'interface et placez votre disque dur dans le slot du boîtier.



3. Fermez le panneau arrière.



4. Connectez le boîtier de disque dur à votre ordinateur.



ATTENTION

Veillez-vous retirer le périphérique en toute sécurité avant de débrancher le câble USB.

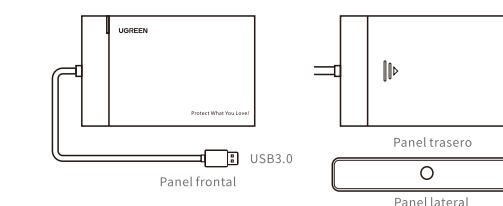
CONTENU D'EMBALLAGE

- 1x USB 3.0 Boîtier Externe pour Disque Dur 2.5" SATA
1x Manuel

Español

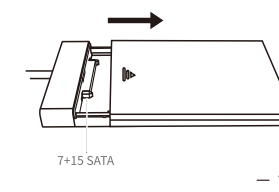
Gracias por comprar el producto de Ugreen. Para lograr un funcionamiento óptimo, por favor lea este manual cuidadosamente antes de utilizarlo.

DETALLES DEL PRODUCTO

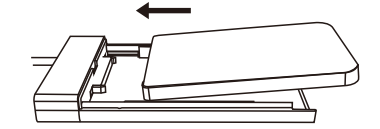


CÓMO FUNCIONA

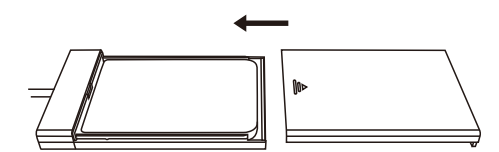
1. Retire la cubierta del panel trasero.



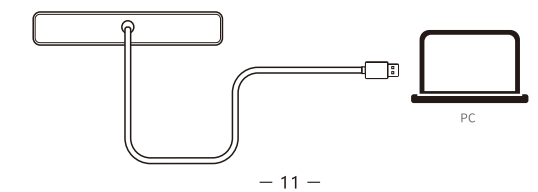
2. Alinee la interfaz de conexión de su disco duro con el puerto de esta carcasa y lo inserta en la ranura



3. Cubra el panel trasero.



4. Conecte la carcasa del disco duro a su ordenador.



¡ATENCIÓN

Siempre utilice la función Quitar hardware con seguridad antes de desconectar el cable USB.

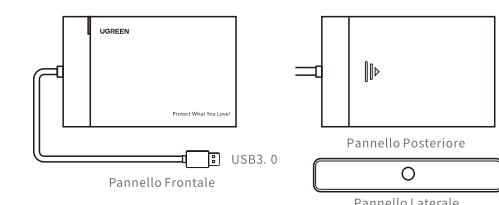
CONTENIDO DEL PAQUETE

- 1x Carcasa Externa USB 3.0 para Disco Duro Sata 2.5"
1x Manual del usuario

Italiano

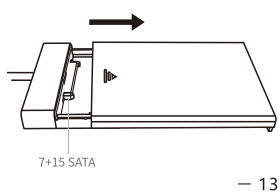
Grazie per acquistare i prodotti UGREEN. Per operazione ottimale, si prega di leggere attentamente questo manuale prima di utilizzarlo.

DETTAGLI PRODOTTO

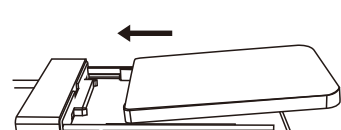


COME FUNZIONA

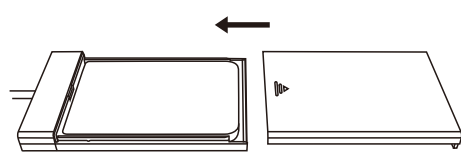
1. Rimuovere il coperchio del pannello posteriore.



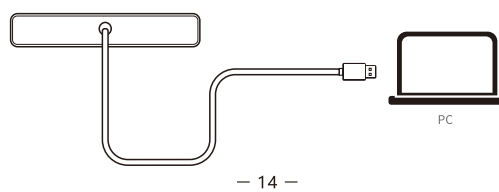
2. Allineare l'interfaccia e far scorrere il disco rigido nella custodia.



3. Coprire il pannello posteriore.



4. Collegare la custodia del disco rigido con il computer.



ATTENZIONE

Usare sempre la funzione della rimozione sicura di hardware prima di scollegare il cavo USB.

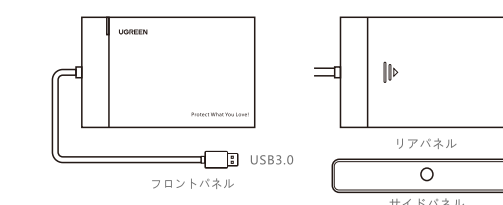
CONTENUTO PACCHETTO

- 1x USB 3.0 Custodia Protettiva per Disco Rigido Esterno SATA da 2,5"
1x Manuale Utente

日本語

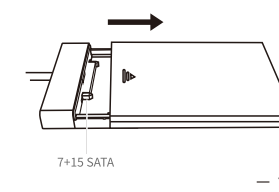
この度はUGREEN製品をお買い上げいただき、誠にありがとうございます。製品を正しく安全にご使用いただくために、ご使用前にこのマニュアルをよくお読みください。そのあとは是非大切に保管してください。

商品仕様

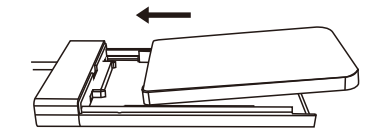


使用方法

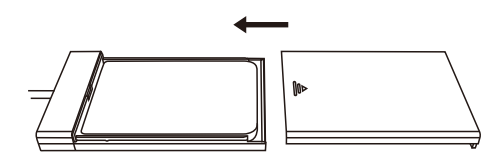
1. 背面パネルカバーを取り外します。



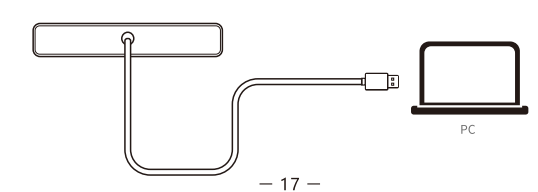
2. ハードディスクとケースのインタフェースをきっちりと接続したらハードディスクをケースに入れます。



3. 背面パネルカバーを閉めます。



4. 本HDDケースをパソコンに接続します。



注意事項

毎度USBケーブルを取り外す前に、必ずハードウェアの安全な取り外しをご確認ください。データ損失の原因になります。

パッケージ内容

- USB 3.0外付けHDDケース 2.5インチSATA対応 x1
マニュアル x1

IMPORTANT WEEE INFORMATION

This symbol on the product(s) and / or accompanying documents indicates that, under the new Directive 2012/19/EU on waste electrical and electronic equipment (WEEE), product(s) used electrical and electronic equipment (WEEE) should not be mixed with general household waste. For proper treatment, recovery and recycling, please take this product(s) to designated collection points where it will be accepted free of charge.

Disposing of this product correctly will help save valuable resources and prevent any potential negative effects on human health and the environment, which could otherwise arise from inappropriate waste handling.



Please contact your local authority for further details of your nearest designated collection point.

Penalties may be applicable for incorrect disposal of this waste, in accordance with your national legislation.

For professional users in the European Union If you wish to discard electrical and electronic equipment (EEE), please contact your dealer or supplier for further information.

For disposal in countries outside of the European Union This symbol is only valid in the European Union (EU). If you wish to discard this product please contact your local authorities or dealer and ask for the correct method of disposal.

WARRANTY INFORMATION

A limited 2-year warranty applies to all UGREEN products purchased from UGREEN official store or authorized sellers. Please feel free to contact us if you run into any problems.

CONTACT US

FOR AMAZON MARKETPLACES

NORTH AMERICA
US: support.us@ugreen.com
MX: support.mx@ugreen.com
CA: support.ca@ugreen.com

EUROPE
UK: support.uk@ugreen.com
FR: support.fr@ugreen.com
IT: support.it@ugreen.com
DE: support.de@ugreen.com
ES: support.es@ugreen.com

ASIA PACIFIC
JP: support.jp@ugreen.com
AU: support.au@ugreen.com

MIDDLE EAST
UAE: support-uae@ugreen.com
KSA: support-ksa@ugreen.com

MORE SALES CHANNELS

ALIEXPRESS: alieexpress.support@ugreen.com
LAZADA: lazada.support@ugreen.com
EBAY: ebay.support@ugreen.com
SHOPEE: shopee.support@ugreen.com
WHOLESALE BUSINESS: partner@ugreen.com

FCC STATEMENT

This device complies with Part 15 of the FCC rules. Operation is subject to the following two conditions: (1) this device may not cause harmful interference, and (2) this device must accept any interference received, including interference that may cause undesired operation. Warning: Changes or modifications not expressly approved by the party responsible for compliance could void the user's authority to operate the equipment.

Learn more about the EU Declaration of Conformity: https://www.ugreen.com/download/

UGREEN GROUP LIMITED

www.ugreen.com
support@ugreen.com
+86-755-28066530
@ugreen.fans
@ugreen_official
@UGreen_Official

Ugreen Building, Longcheng Industrial Park, Longguanxi Road, Longhua, Shenzhen, China

UGREEN is a registered trademark of Ugreen Group Limited. All rights reserved.

